


# 2022-23 Texas Academic Performance Report (TAPR)

District Name: HURST-EULESS-BEDFORD ISD

Campus Name: MEADOW CREEK EL




Campus Number: 220916122

This page is intentionally blank.



Texas Education Agency  
2022-23 STAAR Performance (TAPR)  
MEADOW CREEK EL (220916122) - HURST-EULESS-BEDFORD ISD - TARRANT COUNTY

School Year	State	District	Campus	African American	White	American Indian	Asian	Pacific Islander	Two or More Races	Special Ed (Current)
-------------	-------	----------	--------	------------------	-------	-----------------	-------	------------------	-------------------	----------------------









Texas Education Agency  
 2022-23 Progress (TAPR)  
 MEADOW CREEK EL (220916122) - HURST-EULESS-BEDFORD ISD - TARRANT COUNTY

	School Year	State	District	Campus	African American	Hispanic	White	American Indian	Asian	Pacific Islander	Two or More Races	Special Ed (Current)	Special Ed (Former)	Continuously Enrolled	Non-Continuously Enrolled	Econ Disadv	EB/EL (Current & Monitored)
School Progress - Annual Growth by Grade and Subject																	
Grade 4 ELA/Reading	2023	55%	57%	68%	75%	61%	70%	-	*	-	70%	81%	*	67%	73%	67%	67%
Grade 4 Mathematics	2023	63%	70%	70%	67%	63%	74%	-	*	-	50%	62%	*	70%	70%	64%	75%
Grade 5 ELA/Reading	2023	65%	75%	80%	83%	77%	79%	-	71%	*	92%	45%	*	81%	75%	75%	75%
Grade 5 Mathematics	2023	71%	77%	92%	92%	88%	91%	-	100%	*	100%	85%	*	91%	94%	95%	93%
Grade 6 ELA/Reading	2023	51%	72%	74%	43%	62%	84%	*	*	*	30%	58%	*	76%	65%	62%	64%

Grade 6 ELA/Reading 2023 51% 72% 74% 43% 62% 84% \* \* \* 30% 58% 51% \* 76% 65% 62% 64% 26625 - E J J D D







Texas Education Agency  
 2022-23 Bilingual Education/English as a Second Language (Current EB Students/EL) (TAPR)  
 MEADOW CREEK EL (220916122) - HURST-EULESS-BEDFORD ISD - TARRANT COUNTY

School Year	State	District	Campus	Total Bilingual Education	BE-Trans Early Exit	BE-Trans Late Exit												
-------------	-------	----------	--------	---------------------------	---------------------	--------------------	--	--	--	--	--	--	--	--	--	--	--	--









Texas Education Agency  
 2022-23 Attendance, Graduation, and Dropout Rates (TAPR)  
 MEADOW CREEK EL (220916122) - HURST-EULESS-BEDFORD ISD - TARRANT COUNTY


	State	District	Campus	African American	Hispanic	White	American Indian	Asian	Pacific Islander	Two or More Races	Special Ed	Econ Disadv	EB/EL
Attendance Rate													
2021-22	92.2%	94.2%	94.7%	93.7%	94.6%	94.9%	*	95.1%	90.4%	95.4%	93.4%	93.5%	95.5%
2020-21	95.0%	97.4%	97.3%	95.5%	97.3%	97.5%	*	98.0%	95.2%	98.6%	95.4%	95.8%	97.4%
Chronic Absenteeism													
2021-22	25.7%	16.9%	13.4%	20.3%	16.5%	10.2%	*	12.5%	50.0%	6.5%	18.7%	21.1%	17.0%
2020-21	15.0%	6.8%	6.6%	10.9%	7.3%	6.4%	*	2.6%	12.5%	0.0%	14.9%	11.4%	



Texas Education Agency  
 2022-23 Attendance, Graduation, and Dropout Rates (TAPR)  
 MEADOW CREEK EL (220916122) - HURST-EULESS-BEDFORD ISD - TARRANT COUNTY

	State	District	Campus	African American	Hispanic	White	American Indian	Asian	Pacific Islander	Two or More Races	Special Ed	Econ Disadv	EB/EL





There is no data for this campus.

There is no data for this campus.






The image shows a table with a blue header and a tan footer. The table is divided into two rows. The top row is a solid blue bar. The bottom row is a solid tan bar. The table is centered on the page.





Texas Education Agency  
 2022-23 Staff Information (TAPR)  
 MEADOW CREEK EL (220916122) - HURST-EULESS-BEDFORD ISD - TARRANT COUNTY

	----- Campus -----			
Staff Information	Count/Average	Percent	District	State

---

Texas Education Agency  
2022-23 Staff Information (TAPR)  
MEADOW CREEK EL (220916122) - HURST-EULESS-BEDFORD ISD - TARRANT COUNTY

- Indicates there is no data for the item.
- \* Indicates results are masked due to small numbers.
- \*\* When only one student disability or assessment group is masked, then the second smallest student disability or assessment group is masked regardless of size.
- n/a Indicates data reporting is not applicable for this group.
- ? Indicates that the data for this item were statistically improbable or were reported outside a reasonable range.

Link to: [PEIMS Financial Standard Reports 2021-22 Financial Actual Report](#)

(To open link in a new window, press the "Ctrl" key and click on the link.)